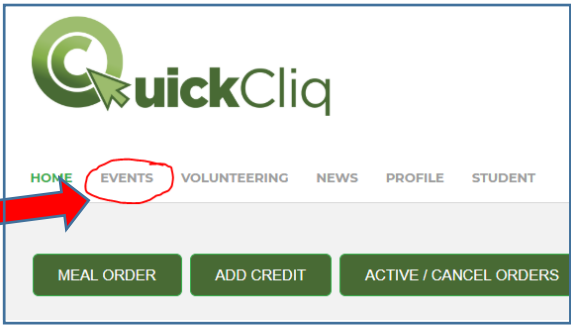
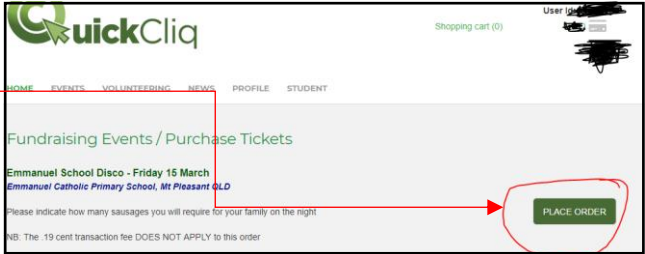


PLACING YOUR SAUSAGE SIZZLE ORDER USING QuickCliq

Step 1: After Logging into QuickCliq, click on the EVENTS tab.

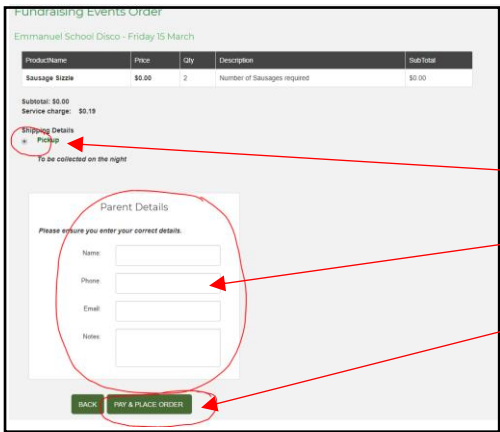
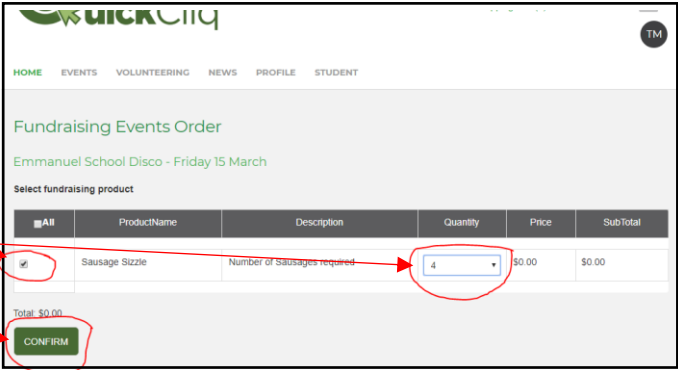


Step 2: Click on PLACE ORDER box



Step 3:

- Click on box under ALL column.
- Indicate how many sausages you would like
- Click on CONFIRM



Step 4:

- Click PICK UP
- Complete your details
- Click PAY & PLACE ORDER (NB: By clicking this you will NOT be charged. Payment of \$2 per sausage on bread is to the P & F on the night of the DISCO)

Once you have clicked on PAY & PLACE ORDER, the screen opposite will appear and you will receive an email confirming order.



This is for catering purposes only. \$2 per sausage on bread is payable to the P & F Association on the night of the Disco.